

Format of holding of specified securities

1	Name of Listed Entity	MIC ELECTRONICS LIMITED	
2	Scrip Code/Name of Scrip/Class of Security		
3	Share Holding Pattern Filed under Reg.31(1)(a)/Reg.31(1)(b)/Reg.31(1) (c) a. If under 31(1)(b) then indicate the report for Quarter ending b. If under 31(1)(c) then indicate date of allotment/extinguishment	Regulation 31(1)(b) 30-09-2016 Not Applicable	
4	Declaration: The Listed entity is required to submit the following declaration to the extent of submission of information:		
	Particulars	Yes*	No*
	1. Whether the Listed Entity has issued any partly paid up shares?		No
	2. Whether the Listed Entity has issued any Convertible Securities or Warrants?	Yes	
	3. Whether the Listed Entity has any shares against which depository receipts are issued?		No
	4. Whether the Listed Entity has any shares in locked-in?	Yes	
	5. Whether any shares held by promoters are pledge or otherwise encumbered?	Yes	
5	depository receipts, locked-in shares, No of shares pledged or otherwise encumbered by promoters, as applicable, shall not be displayed at the time of dissemination on the Stock Exchange website. Also wherever there is 'No' declared by Listed Entity in above table the values will be considered as 'Zero' by default on submission of the format of holding of specified securities.		
5	The tabular format for disclosure of holding of specified securities is as follows:-		

For MIC Electronics Limited




(Dr. M V Ramana Rao)*
Managing Director

Table I - Summary Statement holding of specified securities

Category	Category of shareholder	Nos. of share holders	No. of fully paid up equity shares held	No. of Partly paid-up equity Shares held	No. of shares underlying Depository Receipts	Total nos. shares held	Shareholding as a % of total no. of shares (calculated as per SCRR 1957)	Number of Voting Rights held in each class of securities				No. of Shares Underlying Outstanding convertible securities (including Warrants)	Shareholding, as a % assuming full conversion of convertible securities (as a percentage of diluted share capital)	Number of Locked in shares		Number of Shares pledged or otherwise encumbered		Number of equity shares held in dematerialized form
								Class Equity	Class Y	Total	Total as a % of (A+B+C)			No. (a)	As a % of total Shares held (b)	No. (a)	As a % of total Shares held (b)	
(I)	(II)	(III)	(IV)	(V)	(VI)	(VII) = (IV)+(V)+ (VI)	(VIII) As a % of (A+B+C2)	(IX)				(X)	(XI) = (VII)+(X) As a % of (A+B+C2)	(XII)		(XIII)		(XIV)
(A)	Promoter & Promoter Group	8	35237347	0	0	35237347	19.91	35237347	0	35237347	19.91	0	16.78	29945070	84.98	4387000	12.45	25915125
(B)	Public	47316	141722998	0	0	141722998	80.09	141722998	0	141722998	80.09	33000000	83.22	36047000	25.43	0	0.00	138196166
(C)	Non Promoter- Non Public	0	0	0	0	0	0	0	0	0	0	0	0	0	0	0	0	0
(C1)	Shares underlying DRs	0	0	0	0	0	0	0	0	0	0	0	0	0	0	0	0	0
(C2)	Shares held by Employee Trusts	0	0	0	0	0	0	0	0	0	0	0	0	0	0	0	0	0
	Total	47324	176960345	0	0	176960345	100.00	176960345	0	176960345	100.00	33000000	100.00	65992070	37.29	4387000	2.48	164111291

For MIC Electronics Limited

(Dr. M V Ramana Rao)
Managing Director





Table II - Statement showing shareholding pattern of the Promoter and Promoter Group

Category	Category of shareholder	Pan Number	Nos. of shareholder s	No. of fully paid up equity shares held	Partly paid-up equity Shares held	No. of shares underlying Depository Receipts	Total nos. shares held	Shareholding % calculate d as per SCRR, 1957	Number of Voting Rights held in each class of securities				No Of Shares Underlying Outstanding Convertible Securities(Includ ing Warrants)	TOTAL Shareholding as a % assuming full conversion of convertible securities as a percentage	Number Of Locked in Shares		Number Of Shares Pledged Or Otherwise encumbered		Number Of Equity Shares Held in Dematerialized Form
									Class Equity	Class Y	Total	Total as a % of (A+B+ C)			No. (a)	As a % of total Shares held (b)	No. (a)	As a % of total Shares held (b)	
	(I)	(II)	(III)	(IV)	(V)	(VI)	(VII =IV+V+VI)	(VIII)	(IX)				(X)	(XI) = (VII)+(X) as a % of A+B+C2	(XII)		(XIII)		(XIV)
(1)	Indian																		
(a)	Individuals/Hindu Undivided Family		1	4644902	0	0	4644902	2.62	4644902	0	4644902	2.62	0	2.21	0	0.00	4250000	91.50	4644902
	VENKATARAMANA RAO MAGANTI			4644902	0	0	4644902	2.62	4644902	0	4644902	2.62	0	2.21	0	0.00	4250000	91.50	4644902
	1204340000012651, IN30182010045444	ACQPM1488E		4644902	0	0	4644902	2.62	4644902	0	4644902	2.62	0	2.21	0	0.00	4250000	91.50	4644902
(b)	Central Government/State		0	0	0	0	0	0.00	0	0	0	0	0	0.00	0	0.00	0	0.00	0
(c)	Fincial Institutions/Banks		0	0	0	0	0	0.00	0	0	0	0	0	0.00	0	0.00	0	0.00	0
(d)	Any Other		7	30592445	0	0	30592445	17.29	30592445	0	30592445	17.29	0	14.57	29945070	97.88	137000	0.45	21270223
	SREENIVASA RAO MAGANTI	ACQPM1492A		239825	0	0	239825	0.14	239825	0	239825	0.14	0	0.11	0	0.00	0	0.00	239825
	USHA RANI MAGANTI	AQUPM5932D		9205010	0	0	9205010	5.20	9205010	0	9205010	5.20	0	4.38	9000000	97.77	0	0.00	9205010
	CHAITANYA DEEPTHI MAGANTI	ASCPM3859M		5575000	0	0	5575000	3.15	5575000	0	5575000	3.15	0	2.66	5575000	100.00	0	0.00	575000
	CHAITANYA KEERTHI MAGANTI	ASCPM4256C		7075000	0	0	7075000	4.00	7075000	0	7075000	4.00	0	3.37	7075000	100.00	0	0.00	4752778
	CHAITHANYA PAVAN MAGANTI	ASDPM4808P		8295070	0	0	8295070	4.69	8295070	0	8295070	4.69	0	3.95	8295070	100.00	0	0.00	6295070
	RAMA CHANDRARAO MAGANTI	AUCPM3449D		165540	0	0	165540	0.09	165540	0	165540	0.09	0	0.08	0	0.00	100000	60.41	165540
	DHANA KOTESWARAMMA MAGANTI	AUCPM3563E		37000	0	0	37000	0.02	37000	0	37000	0.02	0	0.02	0	0.00	37000	100.00	37000
(e)	Bodies Corporate		0	0	0	0	0	0.00	0	0	0	0.00	0	0.00	0	0.00	0	0.00	0
(f)	Trust		0	0	0	0	0	0.00	0	0	0	0.00	0	0.00	0	0.00	0	0.00	0



	Sub-Total(A)(1)																		
		8	35237347	0	0	35237347	19.91	35237347	0	35237347	19.91	0	16.78	29945070	84.98	4387000	12.45	25915125	
(2)	Foregin												0.00						
	Individuals(Non Resident Foreign)																		
(a)	Individuals)	0	0	0	0	0	0	0	0	0	0	0	0.00	0	0.00	0	0.00	0	
(b)	Government	0	0	0	0	0	0	0	0	0	0	0	0.00	0	0.00	0	0.00	0	
(c)	Institutions	0	0	0	0	0	0	0	0	0	0	0	0.00	0	0.00	0	0.00	0	
	Foregin Portfolio																		
(d)	Investors	0	0	0	0	0	0	0	0	0	0	0	0.00	0	0.00	0	0.00	0	
(e)	Any Other	0	0	0	0	0	0	0	0	0	0	0	0.00	0	0.00	0	0.00	0	
	Sub-Total(A)(2)	0	0	0	0	0	0	0	0	0	0	0	0.00	0	0.00	0	0.00	0	
	Total Shareholding of Promoter and Promoter Group A = (A)(1)+(A)(2)	8	35237347	0	0	35237347	19.91	35237347	0	35237347	19.91	0	16.78	29945070	84.98	4387000	12.45	25915125	

For MIC Electronics Limited

(Dr. M V Ramana Rao)
Managing Director





Table III - Statement showing shareholding pattern of the Public shareholder

Category	Category of shareholder	Pan Number	Nos. of shareholders	No. of fully paid up equity shares held	Partly paid-up equity Shares held	No. of shares underlying Depository Receipts	Total nos. shares held	Shareholding % calculated as per SCRR, 1957	Number of Voting Rights held in each class of securities				No Of Shares Underlying Outstanding Convertible Securities(Including Warrants)	TOTAL Shareholding as a % assuming full conversion of convertible securities as a percentage	Number Of Locked in Shares		Number Of Shares Pledged Or Otherwise encumbered		Number Of Equity Shares Held in Dematerialized Form
									Class Equity	Class Warrants	Total	Total as a % of (A+B+ C)			No. (a)	As a % of total Shares held (b)	No. (a)	As a % of total Shares held (b)	
	(I)	(II)	(III)	(IV)	(V)	(VI)	(VII) =IV+V+VI)	(VIII)	(IX)				(X)	(XI) = (VII)+(X)	(XII)		(XIII)		(XIV)
(1)	Institutions																		
(a)	Mutual Funds/UTI		0	0	0	0	0	0.00	0	0	0	0.00	0	0.00	0	0.00	0	0.00	0
(b)	Venture Capital Funds		0	0	0	0	0	0.00	0	0	0	0.00	0	0.00	0	0.00	0	0.00	0
(c)	Alternate Investment Funds		0	0	0	0	0	0.00	0	0	0	0.00	0	0.00	0	0.00	0	0.00	0
(d)	Foreign Venture Capital Funds		0	0	0	0	0	0.00	0	0	0	0.00	0	0.00	0	0.00	0	0.00	0
(e)	Foreign Portfolio Investors – Individual (FPI)		0	0	0	0	0	0.00	0	0	0	0.00	0	0.00	0	0.00	0	0.00	0
(f)	Foreign Portfolio Investors – Corporate (FPI)		0	0	0	0	0	0.00	0	0	0	0.00	0	0.00	0	0.00	0	0.00	0
(g)	Financial Institutions/Banks		3	230105	0	0	230105	0.13	230105	0	230105	0.13	0	0.11	0	0.00	0	0.00	230105
(h)	Insurance Companies		0	0	0	0	0	0.00	0	0	0	0.00	0	0.00	0	0.00	0	0.00	0
(i)	Provident Funds / Pension Funds		0	0	0	0	0	0.00	0	0	0	0.00	0	0.00	0	0.00	0	0.00	0
(j)	Any Other		0	0	0	0	0	0.00	0	0	0	0.00	0	0.00	0	0.00	0	0.00	0
(k)	Foreign Institutional Investors		0	0	0	0	0	0.00	0	0	0	0.00	0	0.00	0	0.00	0	0.00	0
(l)	Qualified Foreign Investor		0	0	0	0	0	0.00	0	0	0	0.00	0	0.00	0	0.00	0	0.00	0



(m)	Qualified Foreign Investor-Corporate																		
(n)	Foreign Nation	0	0	0	0	0	0.00	0	0	0	0.00	0	0.00	0	0.00	0	0.00	0	0.00
	Sub-Total(B)(1)	3	230105	0	0	230105	0.13	230105	0	230105	0.13	0	0.11	0	0.00	0	0.00	0	0.00
																			230105
(2)	Central Government/State Government(s)																		
	Sub-Total(B)(2)	0	0	0	0	0	0.00	0	0	0	0.00	0	0.00	0	0.00	0	0.00	0	0.00
		0	0	0	0	0	0.00	0	0	0	0.00	0	0.00	0	0.00	0	0.00	0	0.00
(3)	Non Institutions																		
(a)	Individuals	45851	96727919	0	0	96727919	54.66	96727919	0	96727919	54.66	3000000	47.50	6655000	6.88	0	0.00	0	0.00
	Individual ShareHolders holding nominal share capital upto 2Lakh	45773	55843870	0	0	55843870	31.56	55843870	0	55843870	31.56	0	26.60	5000	0.01	0	0.00	0	0.00
	Individual ShareHolders holding nominal share capital in excess of 2Lakh	78	40884049	0	0	40884049	23.10	40884049	0	40884049	23.10	3000000	20.90	6650000	16.27	0	0.00	0	0.00
	NAGA MALLESWARA RAO LINGAMANENI	ABFPL3192E	2424234	0	0	2424234	1.37	2424234	0	2424234	1.37	0	1.15	0	0.00	0	0.00	0	0.00
	SRINIVASA RAO NIMMAGADDA	ABPPN5787K	1950065	0	0	1950065	1.10	1950065	0	1950065	1.10	0	0.93	1950000	100.00	0	0.00	0	0.00
	KRISHNA KUMARI BANDI	AQTPB7941G	1928608	0	0	1928608	1.09	1928608	0	1928608	1.09	0	0.92	0	0.00	0	0.00	0	0.00
	PRABHAKARA RAO MANDAVA	ACVPM9483A	2920277	0	0	2920277	1.65	2920277	0	2920277	1.65	0	1.39	0	0.00	0	0.00	0	0.00
	YARLAGADDA RAGHU VEER	AJDPR7107B	5950000	0	0	5950000	3.36	5950000	0	5950000	3.36	0	2.83	0	0.00	0	0.00	0	0.00
	PURANDESWARI DAGGUBATI	AFKPD0980R	1837575	0	0	1837575	1.04	1837575	0	1837575	1.04	0	0.88	0	0.00	0	0.00	0	0.00
	D HITESH CHENCHU RAM	ANTPD0650K	2561555	0	0	2561555	1.45	2561555	0	2561555	1.45	0	1.22	0	0.00	0	0.00	0	0.00
(c)	NBFCs Registered with RBI		0	0	0	0	0.00	0	0	0	0.00	0	0.00	0	0.00	0	0.00	0	0.00
(d)	Employee Trusts		0	0	0	0	0.00	0	0	0	0.00	0	0.00	0	0.00	0	0.00	0	0.00
(e)	Overseas Depositories (Holding DRs) (Balancing Figure)		0	0	0	0	0.00	0	0	0	0.00	0	0.00	0	0.00	0	0.00	0	0.00

SS



(f)	Any Other		1462	44764974	0	0	44764974	25.30	44764974	0	44764974	25.30	30000000	35.61	29392000	65.66	0	0.00	44010154
	Bodies Corporate		432	31968966	0	0	31968966	18.07	31968966	0	31968966	18.07	30000000	29.51	25342000	79.27	0	0.00	31518966
	IDEAMAX CONSULTANCY SERVICES PRIVATE LIMITED	AACCI8249Q		24892000	0	0	24892000	14.07	24892000	0	24892000	14.07							
	Clearing Member		286	2085230	0	0	2085230	1.18	2085230	0	2085230	1.18	0	11.86	24892000	100.00		0.00	24892000
	Trust		5	11150	0	0	11150	0.01	11150	0	11150	0.01	0	0.99	0	0.00	0	0.00	2085230
	Non Resident Individuals		739	10699628	0	0	10699628	6.05	10699628	0	10699628	6.05	0	0.01	0	0.00	0	0.00	11150
	VENKATA RAM ATLURI	ALLPA9370M		2652255	0	0	2652255	1.50	2652255	0	2652255	1.50	0	5.10	4050000	37.852	0	0.00	10394808
	Sub-Total(B)(3)		47313	141492893	0	0	141492893	79.96	141492893	0	141492893	79.96	33000000	83.11	1600000	60.33	0	0.00	2652255
	Total Public Shareholding B = (B)(1)+(B)(2)+(B)(3)		47316	141722998	0	0	141722998	80.09	141722998	0	141722998	80.09	33000000	83.22	36047000	25.43	0	0.00	138196166

For MIC Electronics Limited

(Signature)

(Dr. M V Ramana Rao)
Managing Director

